

Steve Sisolak
Governor



Richard Whitley
Director

State of Nevada Department of Health and Human Services

Aging and Disability Services Division

Autism Treatment Assistance Program (ATAP)

Samantha Jayme MSW, HPM3

As of 9/30/2022



10/4/2022

Helping people. It's who we are and what we do.



Objectives

This presentation demonstrates the outcomes reported on referrals, caseload, waitlist, and program type by the Autism Treatment and Assistance Program (ATAP) which are current through September 30, 2022.





ATAP Caseload

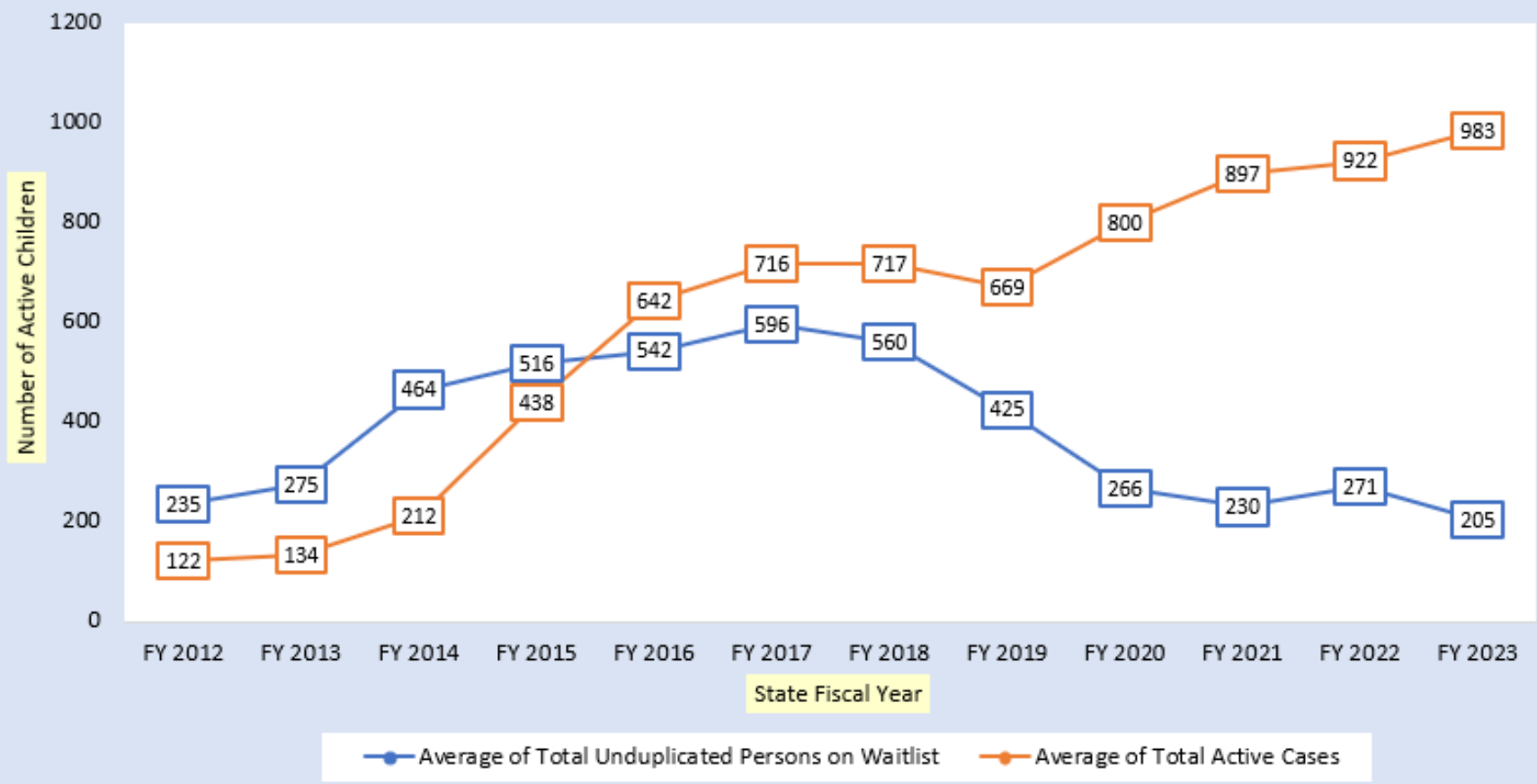
Monthly caseload for September 2022

- 80 new applications
- 1002 active children, average age: 8.71 years old
- 11 total inactive children:
 - 8 Straight ATAP – Average age of 5.9 years old
 - 3 Service Coordination – Average age of 4.6 years old
- Average wait time for all ATAP children (*days from application start date to the date the child drops or becomes active*):
 - 41 Days



ATAP Caseload Growth

ATAP Caseload FY2012 - FY2022 (Year To Date)



The chart above demonstrates the active caseload and waitlist averages over time. These numbers are derived from the CLEO report.

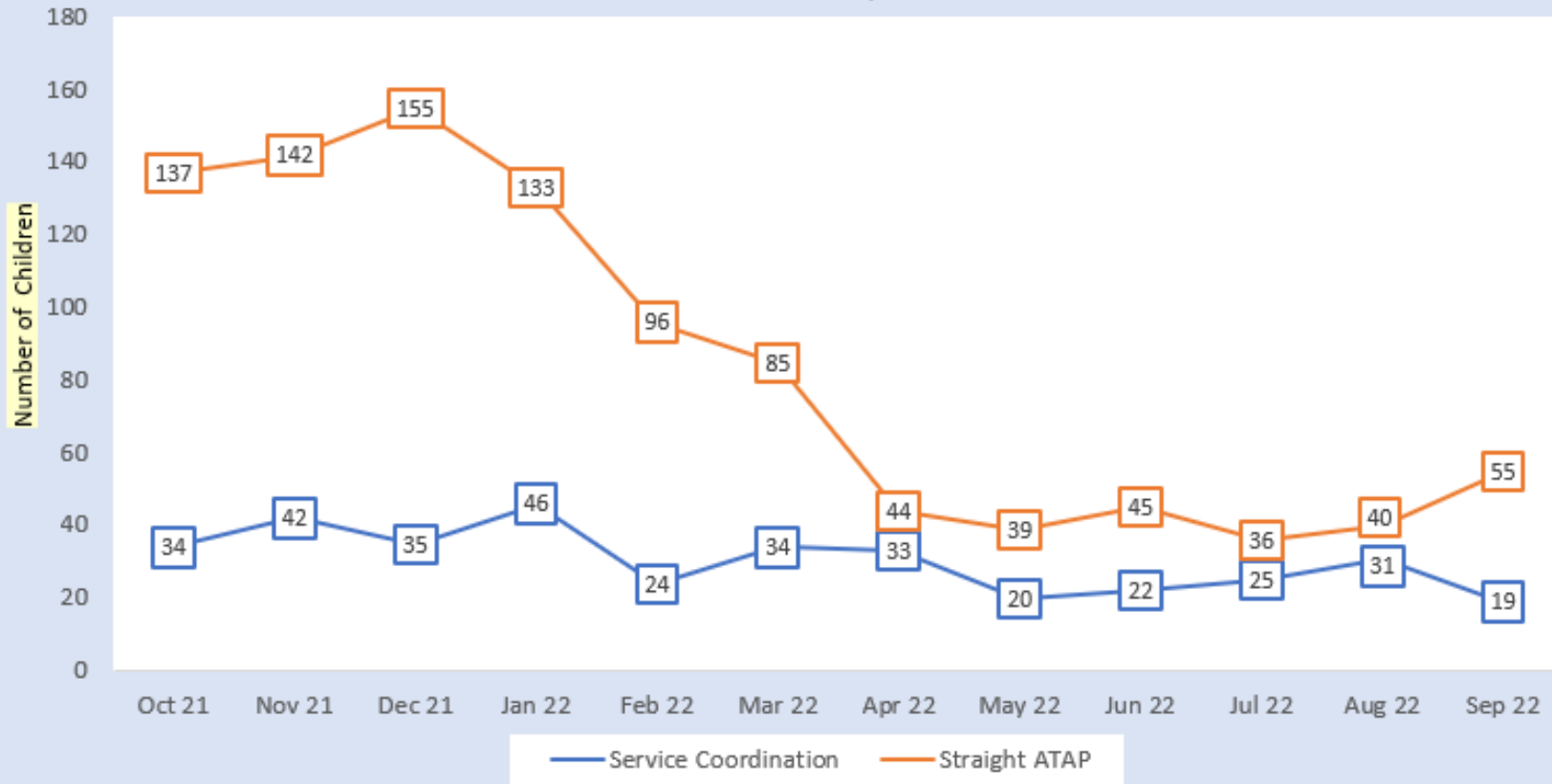
This data includes children in referral status.



Waitlist Elimination Progress

ATAP Waitlist

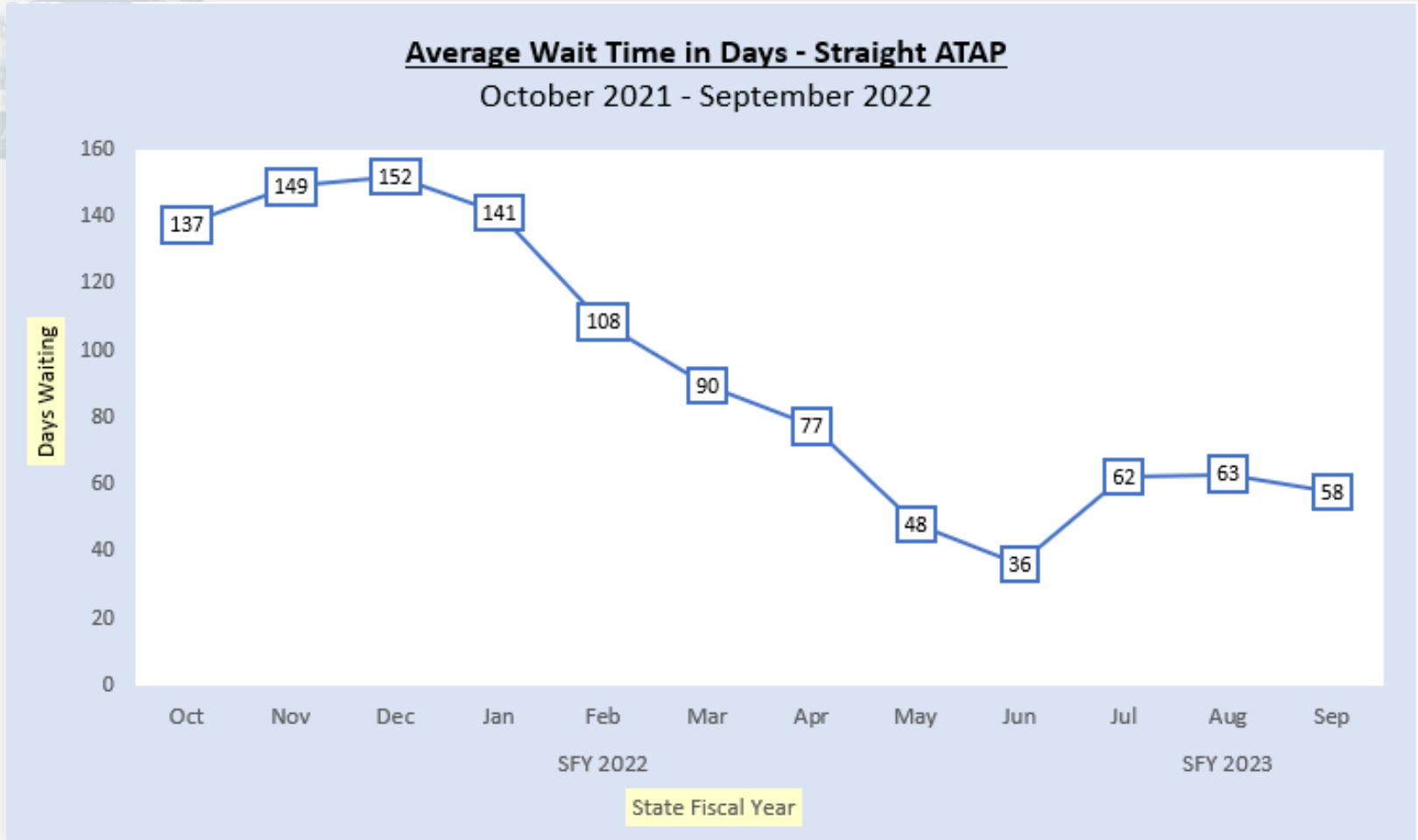
Oct 2021 - Sep 2022



The graph above shows the monthly waitlist as occurred from October 2021 through September 2022.



Trend in Wait Time



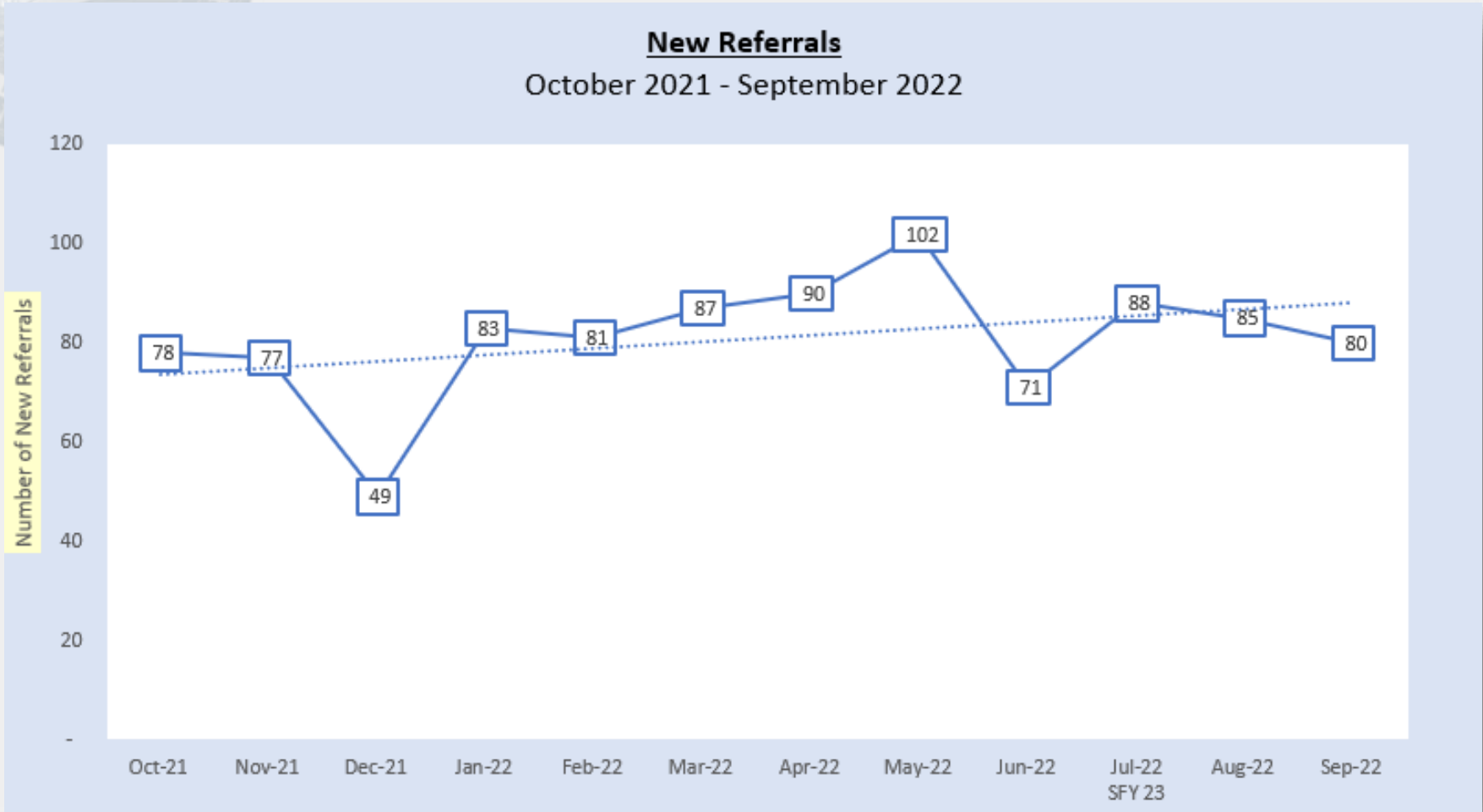
The graph above demonstrates the average number of days waiting for children who are “Pending” or “In Process” to become either “Active” or “Dropped” in the program.

**Wait time average includes all time child spent from application start date until they were either Dropped or went Active.*

*** Please note, no new referrals are included in these averages, a change from previous presentations.*



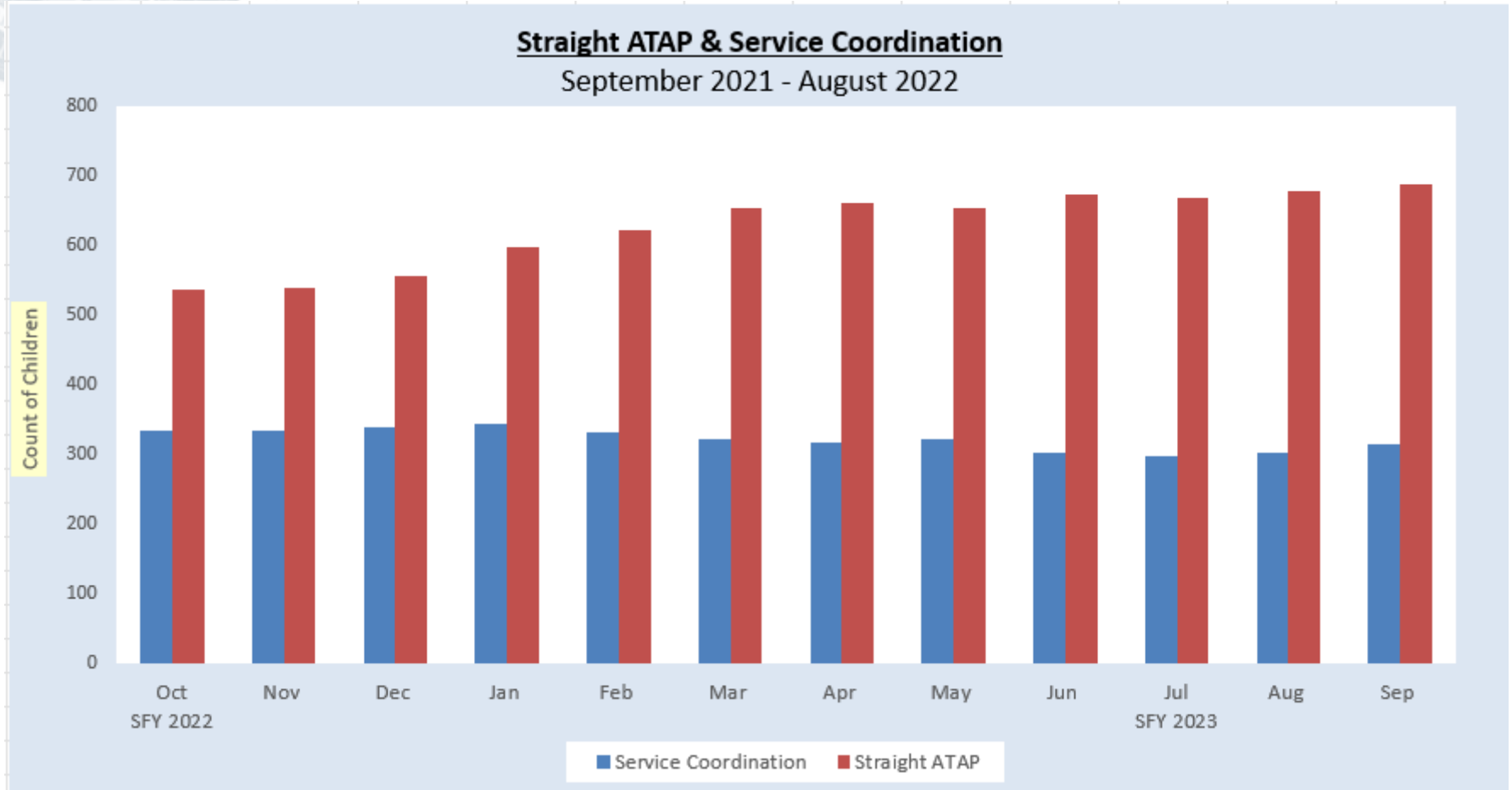
New Referrals



The chart above demonstrates the number of new referrals entering the ATAP system.



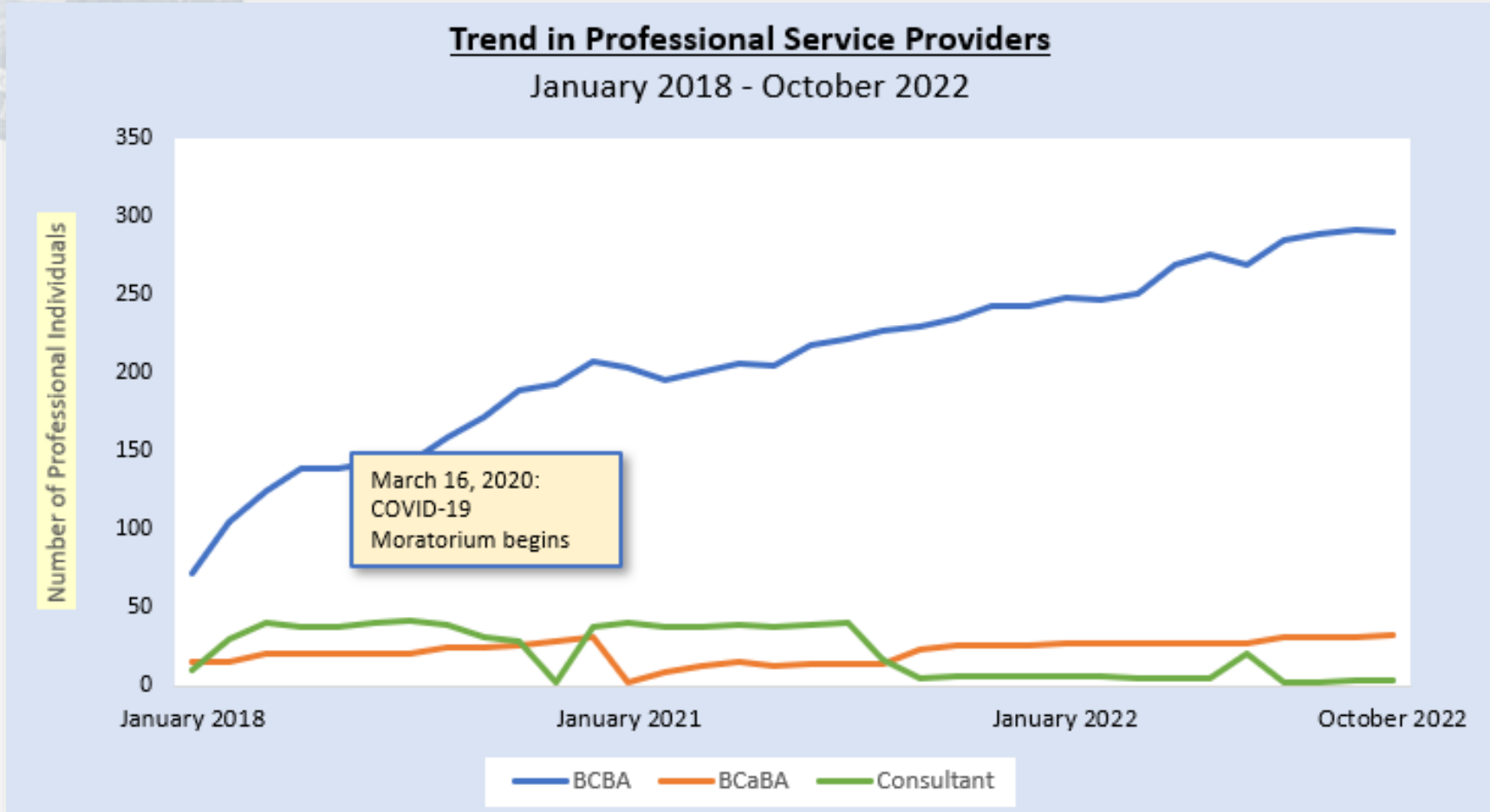
Straight ATAP & Service Coordination



This chart shows the comparison between Straight ATAP and Medicaid Caseload (Service Coordination).



Professional Growth – BCBA Level

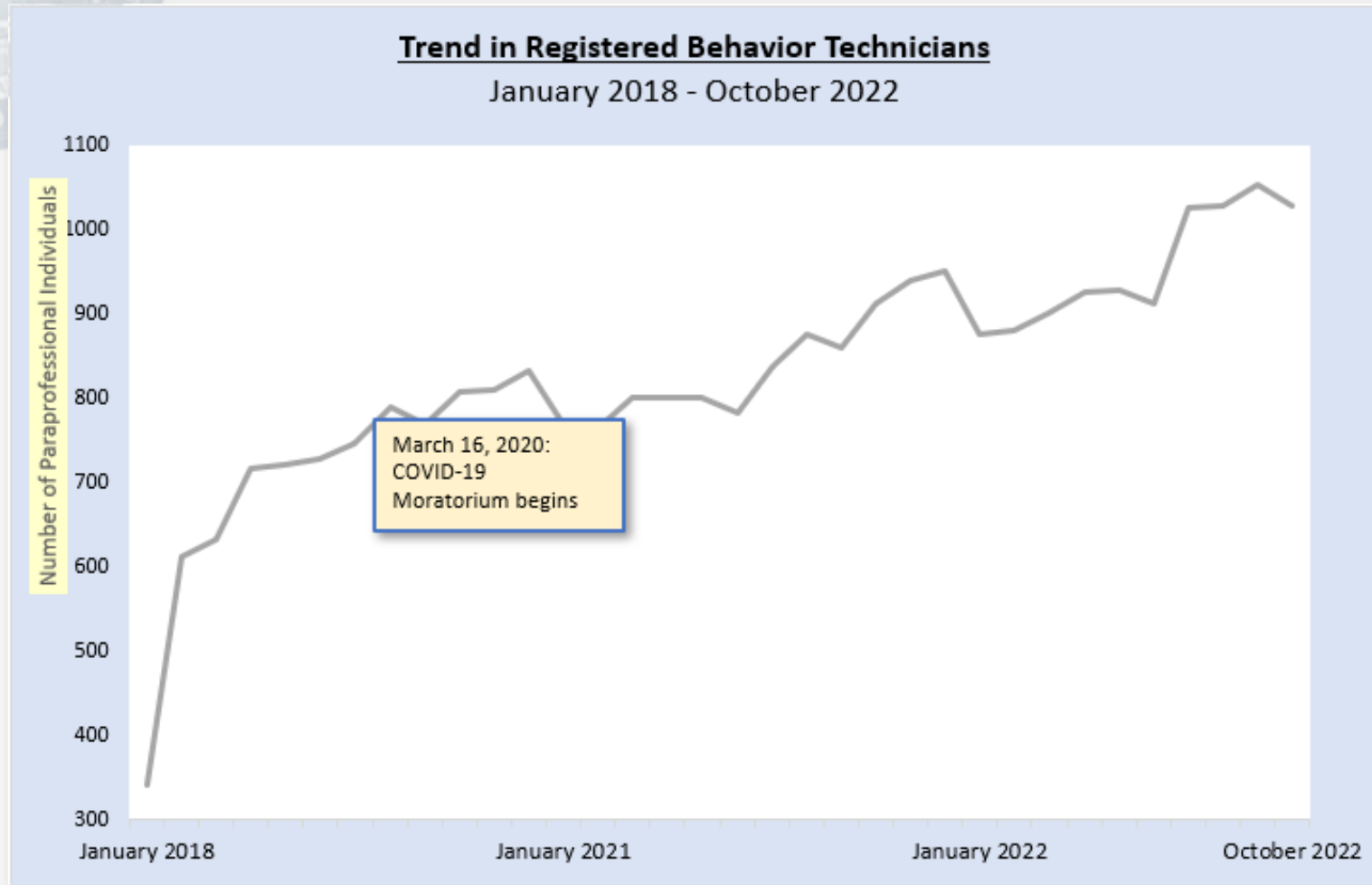


The chart above shows the trend in growth of professional service providers.

In March 2020, a moratorium was placed on face-to-face services due to the pandemic COVID-19. Decreases may be related to the Governor's directive to shut down all non-essential businesses and engage in social distancing.



Paraprofessional Growth – RBT Level



The chart above shows the trend in growth of Registered Behavior Technicians.

**In March 2020, a moratorium was placed on face-to-face services due to the pandemic COVID-19. Decreases may be related to the Governor's directive to shut down all non-essential businesses and engage in social distancing.*



Status of Active Providers

As of September 30, 2022

Active Children with an ATAP Provider

Plan Type	Count of CLIENT ID
ATAP-Comprehensive	55
ATAP-Insurance Assistance In-Network	441
ATAP-Insurance Assistance Out-of-Network	39
ATAP-Service Coordination	191
ATAP-Social Skills	10
ATAP-Targeted Basic	12
ATAP-Targeted Extensive	31
ATAP-Transition Plan	1
ATAP-Therapeutic	2
Grand Total	782

Active Children without an ATAP Provider

Plan Type	Count of CLIENT ID
ATAP-Comprehensive	13
ATAP-Insurance Assistance In-Network	78
ATAP-Insurance Assistance Out-of-Network	4
ATAP-Service Coordination	114
ATAP-Targeted Basic	1
ATAP-Targeted Extensive	10
Grand Total	220





ATAP Age Breakdown

- **Active Children Age Breakdown**

- 0-5: 284 Children
- 6-10: 412 Children
- 11-15: 214 Children
- 16-20: 92 Children

- **Waiting Children Age Breakdown**

- 0-5: 8 Children
- 6-10: 1 Children
- 11-15: 2 Children
- 16-20: 0 Children



Questions?





Contact Information

Samantha Jayme, MS

Health Program Manager 3

sjayme@adsd.nv.gov

1.702.668.3872



- <http://adsd.nv.gov/Programs/Autism/ATAP/ATAP/>





Acronyms

- DHHS – Department of Health and Human Services
- ADSD – Aging and Disability Services Division
- ATAP – Autism Treatment Assistance Program
- BCBA – Board Certified Behavior Analyst
- BCaBA – Board Certified Assistant Behavior Analyst
- RBT – Registered Behavior Technician

